



Overview

Completed for £15,640 (inc. VAT, delivery and installation)

A fantastic treehouse structure making great use of a sloping garden and providing plenty of adventure activities to keep a teenage boy and his younger brother fit, healthy and busy.

The treehouse itself sits on a grassy bank in the garden and has a "cabin" feel to ensure the longevity of the design.

Access to the treehouse platform is from the right hand side, there is a balustrade to the front and the roof extends over the door and front windows, creating a veranda at the front of the treehouse.

There is an additional window on each side of the treehouse to let in plenty of daylight and a blackboard and foldaway table were included in the design. These were considered essential to planning lots of adventures.

A step from the treehouse platform leads to a raised platform, without roof. This platform is 5ft (1.5m) square and 6ft (1.8m) from the ground.

It has a climbing wall with knotted rope on the left hand side

A shorter walkway leads from this platform to a platform with a pagoda style roof. The roof adds a crow's nest or look-out point appeal to the platform.

This platform is the same dimensions as the open platform and has a scramble net on the right hand side, a fireman's pole to the front, a tyre swing underneath and a set of monkey bars attached to the far left hand side.

All raised areas are protected with balustrade rails,

Dimensions

Height to eaves: 1.7m (5' 6")

Maximum height: 2.1m (7')

Footprint width: 6.7m (22')

Footprint depth: 4.9m (16')

Playhouse width: 2.4m (8')

Playhouse depth: 1.5m (5')

Footprint note: Footprint for total project

Colours

Finished with Teknos Translucent Timber Protection. There are many more colour options available on our website.



Natural (Teknos Translucent)

Walls & Balustrade Rails



Woodland Green (Teknos Opaque)

Door, Window frames & fascia

Build Specification

The following specification reflects that of the featured build with the price shown at the top of this document. Please refer to our website for details on other build options.

Doors

Standard Door with Cut Out

All our doors are built with safety as a paramount concern. All are a special non-trap design, using a piano hinge down the whole length of the door, and then a rebate on the inside of the hinged side.

- When the door is in the closed position there is a taper between the door and frame, so should little fingers be left in the way they will not be pinched.
- The doors are held closed with heavy duty magnets; this prevents a child getting locked in accidentally.
- The doors have a knob inside and out
- The cut out window is glazed with unbreakable 2mm polycarbonate sheet.

Floor

Playhouse Floor on a Platform

Playhouse -

A good quality wooden floor with the added benefit of having a waterproof membrane

- 25mm x 50mm pressure treated timber bearers are fitted at ground level
- BBA approved waterproof membrane fitted, this membrane flaps around the edge and fits under the wall panels
- Top surface of 18mm exterior grade plywood
- A soft floor is fitted to the ground floor of the playhouse once finished - this floor can be removed easily for cleaning.

Platform -

A standard platform construction for all raised projects, this can either be used as on open platform or have a building installed directly onto it.

- Posts 100mm x 100mm pressure treated redwood planned with swept edges
- Spacing as appropriate but a minimum of 1.8m centres
- Bearers to be 100mm x 50mm pressure treated bearers
- The structure is fitted together using 150mm, 100mm and 80mm screws, zinc yellow
- Braces are fitted at the top of each post
- Posts fitted into ground as appropriate
- If required concrete is used to secure posts in to the ground
- 125mm x 35mm good quality pressure treated grooved decking boards are fitted to the bearers using decking screws
- A skirt is fitted around outside edge of platform

For an additional cost the decking can be painted with an anti-slip paint, please ask for details.

Roof

Felt Shingled Roof

A similar product to mineral felt, with the same durability but a more attractive finish which resembles individual house tiles

- The roof bearers are fitted to span across the apex: the size would depend on the span but it would be a minimum of 75mm x 50mm. The timber would be good quality redwood, planned with swept edges
- 12mm wbp external grade plywood is fitted to the top surface
- A layer of BBA approved breathable membrane is fitted as an under felt
- A layer of felt shingles will be fitted as the top surface, this will be secured using galvanised staples
- The roof edges will be secured with a fascia board, the top finished with a ridge board and trim fitted to the bottom.
- Guttering is always recommended and can either be fitted by us or retrospectively by you once installed.

Windows

Non-opening Glazed

The windows are built as separate units; once they have been sanded and treated they are glazed with 2mm polycarbonate sheet. They are then fitted and sealed using clear silicon into the wall. The polycarbonate used is completely clear and will not fade or become brittle with time; it is 200 times the strength of glass making it virtually shatter proof.

Build Level

Plywood Lined Walls (option 2 build)

- A good quality wall build incorporating plywood lining and a waterproof breathable membrane.
- The framework is built using a good quality 38mm x 50mm profile redwood timber, planned and sanded with swept edges.
- The framework is fixed using zinc yellow screws
- External grade WBP far eastern 6mm plywood is fitted to the outside face of the framework
- A breathable waterproof membrane is fitted on top of the plywood, this is BBA approved
- Waterproof tape is fitted at base of each panel
- 12 mm Redwood cladding is fitted to the outside of the framework (over the plywood and waterproof membrane), it is pinned with galvanised pins 38mm
- The outside face is finished with a paint/stain to suit

Included Accessories

These accessories are included in the featured build. You can customise your playhouse by adding more accessories. Please visit our website to see all the options.

Active Fun



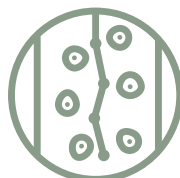
Tyre Swing




Scramble Net



Fireman's Pole




Climbing Wall & Knotted Rope



Monkey Bars

Internal Options



Blackboard



Foldaway Table

Other Options

This playhouse can be customised to your preference by changing the build specification. The different build levels are explained in detail on our website.

This table shows the cost of the different build levels that are available.

Build option	Mineral Felt Roof	Felt Shingled Roof	Cedar Shingled Roof	Slate Effect Roof
Plywood Lined Walls (option 2 build)	£15,640	£16,300	£16,805	£16,695

Further information

Go to www.theplayhousecompany.co.uk and search for code "PHC160269" for the most up to date prices and information.