



Overview

Completed for £5,975 (inc. VAT, delivery and installation)

A treehouse structure to keep your children amused for hours

This treehouse play structure will keep your children amused for hours, it gives them lots of circuits to do and helps them to burn off some of that energy too.

The right hand platform is 6ft x 6ft, and set at 4ft from the ground. It has a roof with cedar shingles on it which gives the children some protection from the weather. There is a fireman's pole going through the centre of the platform, a scramble net fitted to the back of it, a slide coming off the front and a wobble bridge that leads onto the left hand side platform.

The left platform is 5ft x 5ft and is also set at 4ft from the ground; this can also be accessed via a ladder on the left hand side or a climbing wall with knotted rope. It also has a tyre swing fitted underneath it.

To the right hand side of the structure there is a swing gantry with a single swing on it.

Dimensions

Footprint width: 4.3m (14')

Footprint depth: 1.5m (5')

Footprint note: + swing gantry & slide run off

Colours

Finished with Sadolin Classic Timber Protection. There are many more colour options available on our website.



Eucalyptus (Sadolin Classic)

Right hand balustrade rails



Autumn Leaf (Sadolin Classic)

Left hand balustrade rails

Build Specification

The following specification reflects that of the featured build with the price shown at the top of this document. Please refer to our website for details on other build options.

Floor

Raised Platform

A standard platform construction for all raised projects, this can either be used as on open platform or have a building installed directly onto it.

- Posts 100mm x 100mm pressure treated redwood planned with swept edges
- Spacing as appropriate but a minimum of 1.8m centres
- Bearers to be 100mm x 50mm pressure treated bearers
- The structure is fitted together using 150mm, 100mm and 80mm screws, zinc yellow
- Braces are fitted at the top of each post
- Posts fitted into ground as appropriate
- If required concrete is used to secure posts in to the ground
- 125mm x 35mm good quality pressure treated grooved decking boards are fitted to the bearers using decking screws
- A skirt is fitted around outside edge of platform

For an additional cost the decking can be painted with an anti-slip paint, please ask for details.

Roof

Cedar Shingled Roof

Natural Canadian cedar shingles fitted give a beautiful natural finish. The shingles are initially a reddish brown colour, but within a year will naturally go a silver grey colour. It is recommended that the roof pitch is at least 30degrees to avoid the shingles becoming waterlogged during wet periods of weather.

- The roof bearers are fitted to span across the apex: the size would depend on the span but it would be a minimum of 75mm x 50mm. The timber would be good quality redwood, planned with swept edges
- 12mm wbp external grade plywood is fitted to the top surface
- Two layers of BBA approved breathable membrane is fitted as an under felt
- A layer of cedar shingles will be fitted as the top surface, this will be secured using galvanised staples
- The roof edges will be secured with a fascia board, the top finished with a ridge board and trim fitted to the bottom.
- Guttering is always recommended and can either be fitted by us or retrospectively by you once installed.

Build Level

Playframe

- Our playframes have an external grade wall used on buildings and parts of projects where the weather will have full access to the inside as well as the outside.
- The framework is built using a good quality, 38mm x 50mm profile redwood timber planned and sanded with swept edges.
- The framework is fixed together using zinc yellow screws
- 12mm Redwood cladding is fitted to the outside of the framework, this is glued as well as pinned with 38mm galvanised pins
- The wall is finished inside and out with paint/preservative to suit

- If the top edge is exposed a tanolised edge trim is fitted.

Included Accessories

These accessories are included in the featured build. You can customise your playhouse by adding more accessories. Please visit our website to see all the options.

Active Fun



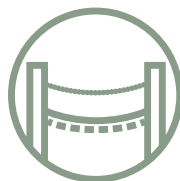
Fireman's Pole



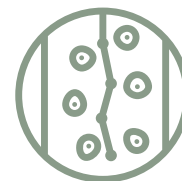
Scramble Net



Slide - All Plastic



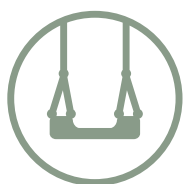
Wobble Bridge



Climbing Wall & Knotted Rope



Tyre Swing



Plastic Swing Seat



Single Swing Gantry

Other Options

This playhouse can be customised to your preference by changing the build specification. The different build levels are explained in detail on our website.

This table shows the cost of the different build levels that are available.

| Build option | Mineral Felt Roof | Felt Shingled Roof | Cedar Shingled Roof | Slate Effect Roof |
|--------------|-------------------|--------------------|---------------------|-------------------|
| Playframe | £5,975 | £6,265 | £6,480 | £6,435 |

Further information

Go to www.theplayhousecompany.co.uk and search for code "PHC090792" for the most up to date prices and information.